



M.K. AGGARWAL & CO.
CHARTERED ACCOUNTANTS
(EST. 1973)

■ 30, Nishant Kunj, Pitam Pura,
New Delhi-110034

■ Tele : 011-47517171, 27355151
M.: 9899997699, 9810064176
Email : atul@mkac.in
Website : www.mkac.in

Independent Auditor's Report

To the Members of Nukleus Office Solutions Limited

1. We have examined the attached Restated Financial Statements of Nukleus Office Solutions Limited., comprising the Restated Statement of Assets and Liabilities for the period March 31, 2024 and as at March 31, 2023 and March 31, 2022 the Restated Statements of Profit and Loss, the Restated Cash Flow Statement for the period March 31, 2024 and for the year ended March 31, 2023 and March 31, 2022, the Summary Statement of Significant Accounting Policies, the Notes and Annexures as forming part of these Restated Financial Statements (collectively, the "Restated Financial Information"), as approved by the Board of Directors of the Company at their meeting held on 23.08.2024 for the purpose of inclusion in the Draft Red Herring Prospectus/Red Herring Prospectus/ Prospectus (Draft Offer Document/Offer Document) prepared by the Company in connection with its proposed SME Initial Public Offer of equity shares ("SME IPO") prepared in terms of the requirements of:
 - a) Section 26 of Part I of Chapter III of the Companies Act, 2013 (the "Act");
 - b) The Securities and Exchange Board of India (Issue of Capital and Disclosure Requirements) Regulations, 2018, as amended ("ICDR Regulations"); and
 - c) The Guidance Note on Reports in Company Prospectuses (Revised 2019) issued by the Institute of Chartered Accountants of India ("ICAI"), as amended from time to time (the "Guidance Note").
2. The Company's Board of Directors are responsible for the preparation of the Restated Financial Information for the purpose of inclusion in the Draft Offer Document/ Offer Document to be filed with Securities and Exchange Board of India, relevant stock exchange and Registrar of Companies, Delhi in connection with the proposed SME IPO. The Restated Financial Information of the Company have been Prepared by the Management of the Company and approved by the Board of Directors on the basis of preparation stated in Annexure IV of the Restated Financial Information. Our responsibility is to examine the Restated Financial Information and confirm whether such Restated Financial Information comply with the requirements of the Act, the Rules, SEBI- ICDR Regulations and the Guidance Note.
3. We, M.K. Aggarwal & Co., Chartered Accountants, been subject to peer review process of the Institute of Chartered Accountants of India (ICAI) and hold a valid peer review certificate issued dated 28th May, 2022 valid till 31th May, 2025.
4. We have examined these Restated Financial Information taking into consideration;
 - a) The terms of reference and terms of our engagement agreed upon with you in accordance with our engagement letter dated 01.02.2024 in connection with the proposed SME IPO of the Company.



- b) The Guidance Note also requires that we comply with the ethical requirements of the Code of Ethics issued by the ICAI.
- c) Concepts of test checks and materiality to obtain reasonable assurance based on verification of evidence supporting the Restated Financial Information; and
- d) The requirements of Section 26 of the Act and the ICDR Regulations. Our work was performed solely to assist you in meeting your responsibilities in relation to your compliance with the Act, the ICDR Regulations and the Guidance Note in connection with the SME IPO.
5. These Restated Financial Information have been compiled by the Management from the audited Financial Statements of the Company for the period March 31, 2024 and for the years ended March 31, 2023 and March 31, 2022 which have been approved by the Board of Directors of the Company. The financial statements of the Company for the period March 31, 2024 and for the year ended March 31, 2023 and March 31, 2022 has been audited by us.
6. Based on our examination and according to the information and explanation given to us, we report that the Restated Financial Information have been prepared:
- (a) After incorporating adjustments for the changes in accounting policies and regrouping/reclassifications retrospectively, if any in the period March 31, 2024 and in the financial years ended March 31, 2023 and March 31, 2022 to reflect the same accounting treatment as per the accounting policies and grouping/classifications; and
- (b) In accordance with the Act, ICDR Regulations and the Guidance Note.
7. For the purpose of our examination, we have relied on:
Auditors' reports issued by us on the financial statements of the Company as at and for the period March 31, 2024 and for the year ended 31st March 2023 and 31st March 2022 as referred in Paragraph 5 above;
8. The Restated Financial Information do not reflect the effects of events that occurred subsequent to the respective dates of the reports on the audited financial statements mentioned in paragraph 7 above.
9. This report should not in any way be construed as a reissuance or re-dating of any of the previous audit reports issued by us or other auditors, nor should this report be construed as a new opinion on any of the financial statements referred to herein.
10. We have no responsibility to update our report for events and circumstances occurring after the date of the report.



11. Our report is intended solely for use of the Board of Directors for inclusion in the Draft Offer Document/Offer Document to be filed with Securities and Exchange Board of India, relevant stock exchange and Registrar of Companies, Delhi in connection with the proposed SME IPO. Our report should not be used, referred to, or distributed for any other purpose except with our prior consent in writing. Accordingly, we do not accept or assume any liability or any duty of care for any other purpose or to any other person to whom this report is shown or into whose hands it may come without our prior consent in writing.
12. In our opinion, the above financial information contained in Annexure I to Annexure III of this report read with the respective Significant Accounting Policies and Notes to Accounts as set out in Annexure IV are prepared after making adjustments and regrouping as considered appropriate and have been prepared in accordance with the Act, ICDR Regulations, Engagement Letter and Guidance Note and give a true and fair view in conformity with the accounting principles generally accepted in India, to the extent applicable.

For M/s M. K. Aggarwal & Co.
Chartered Accountants
Firm Registration No: 01411N



ATUL
AGGARW
AL
Digitally signed
by ATUL
AGGARWAL
Date: 2024.09.13
18:24:07 +05'30'

CA Atul Aggarwal
Partner

Membership No.: 099374
UDIN:

24099374BKAMBR3949

Place: New Delhi

Date: 23-08-2024

Restated Summary Statement of Assets & Liabilities
 As at 31 March 2024

Particulars	Note	As at 31 March 2024	As at 31 March 2023	As at 31 March 2022
		Rs. in Lakhs	Rs. in Lakhs	Rs. in Lakhs
Equity and Liabilities				
1. Shareholder's Funds				
a. Share Capital	1	251.76	16.00	16.00
b. Reserves and Surplus	2	167.76	84.04	16.76
c. Money Received against Share Warrants		-	-	-
2. Share Application Money Pending Allotment				
3. Non-Current Liabilities				
a. Long-Term Borrowings		-	-	-
b. Deferred Tax Liabilities (Net)	3	-	-	-
c. Other Long Term Liabilities	4	621.89	478.91	233.54
d. Long Term Provisions		-	-	-
4. Current liabilities				
a. Short-Term Borrowings	5	571.45	28.23	-
b. Trade Payables:-	6	-	-	-
i. Total Outstanding Dues of Micro Enterprises and Small Enterprises	6.1	-	-	-
ii. Total Outstanding Dues of Creditors Other than Micro Enterprises and Small Enterprises	6.2	180.80	72.87	25.07
c. Other Current Liabilities	7	58.99	26.04	28.64
d. Short Term Provisions	8	83.22	29.60	6.89
		1,935.86	735.68	326.89
Assets				
1. Non Current Assets				
a. Property, Plant & Equipment & Intangible Assets	9	-	-	-
i. Property, Plant and Equipment	9.1	543.13	226.64	15.86
ii. Intangible Assets		-	-	-
iii. Capital Work-in-Progress	9.2	204.50	-	-
iv. Intangible Assets under Development		-	-	-
b. Non Current Investments	10	-	-	-
c. Deferred Tax Assets (Net)	3	28.02	6.64	0.97
d. Long Term Loans and Advances		-	-	-
e. Other Non Current Assets	10	258.93	174.76	55.22
2. Current Assets				
a. Current Investments		-	-	-
b. Inventories		-	-	-
c. Trade Receivables	11	99.93	117.17	51.97
d. Cash and Cash Equivalents	12	582.18	4.58	4.65
e. Short Term Loan and Advances	13	-	8.63	140.39
f. Other Current Assets	14	219.16	197.25	57.83
		1,935.86	735.68	326.89

Restated Significant Accounting Policies and Notes to Accounts

1 to 14

0

As per our report attached
 for M.K. Aggarwal & Company
 Chartered Accountants
 FRN 001411N

for Nukleus Office Solutions Limited

Atul Aggarwal

Atul Aggarwal
 Partner

Membership No. 099374

UDIN: 24099374BKAMB3249

Delhi

Date: 23/08/2024



Nipun Gupta
 Nipun Gupta
 Managing Director
 DIN: 00472330

Puja Gupta
 Puja Gupta
 Director
 DIN: 00472368

Pooja Jaiswal

Pooja Jaiswal
 Company Secretary
 Membership No. A65258

Gaurav Gulyani

Gaurav Gulyani
 Chief Financial Officer

Place: New Delhi

Date: 23/08/2024

Place: New Delhi

Date: 23/08/2024

Ajak Kumar
 Ajak Kumar

Chairman Audit Committee

Place: New Delhi

Date: 23/08/2024

NUKLEUS OFFICE SOLUTIONS LIMITED
(Formerly Known as Nukleus Office Solutions Private Limited)

Regd. Office : 1102, Barakhamba Tower, 22 Barakhamba Road, Connaught Place, Central Delhi
New Delhi, Delhi -110001
CIN: U70101DL2019PLC355618

Restated Summary Statement of Profit and Loss
For the year ended 31 March, 2024

Particulars	Note	For the year ended 31	For the year ended 31	For the year ended 31
		March, 2024	March, 2023	March 2022
		Rs. in Lakhs	Rs. in Lakhs	Rs. in Lakhs
Income				
Revenue from operations	15	1,712.76	1,088.07	340.78
Other income	16	3.65	1.70	1.63
Total Income		1,716.41	1,089.76	342.42
Expenses				
Direct cost	17	949.45	607.23	253.68
Employee benefits expense	18	155.47	101.39	24.00
Finance cost	19	19.16	0.30	0.09
Other expenses	20	283.95	240.90	45.73
Depreciation and amortisation expense	9	148.39	49.82	4.66
Total expenses		1,556.42	999.65	328.17
Profit / (Loss) before exceptional and extraordinary items and tax		159.98	90.11	14.25
Exceptional items		-	-	-
Profit / (Loss) before extraordinary items and tax		159.98	90.11	14.25
Extraordinary items		-	-	-
Prior period items		-	-	-
Profit / (Loss) before tax		159.98	90.11	14.25
Tax expense				
1. current tax / minimum alternative tax		61.64	28.51	4.14
2. minimum alternative tax entitlement		-	-	-
2. deferred tax (charge) / credit		-21.37	-5.67	-0.53
3. tax for previous year		-	-	-
6. prior period adjustments		-	-	-
7. income tax - IDS		-	-	-
Profit / (Loss) for the period from continuing operations		119.72	67.27	10.64
Profit / (Loss) for the period		119.72	67.27	10.64
Earning per equity share				
Basic		19.71	12.94	2.05
Diluted		19.71	12.94	2.05
Number of shares used in computing earnings per share				
Basic		6,07,327	5,20,000	5,20,000
Diluted		6,07,327	5,20,000	5,20,000

Restated Significant Accounting Policies and Notes to Accounts

15 to 20

As per our report attached
for **M.K. Aggarwal & Company**
Chartered Accountants
FRN 001411N



Atul Aggarwal

Partner

Membership No. 099374

UDIN: 24-099374-BKAMBR3249

Delhi


Date: 23/08/2024



for Nukleus Office Solutions Limited




Nipun Gupta
Managing Director
DIN: 00472330



Pooja Jaiswal
Company Secretary
Membership No. A65258



Puja Gupta
Director
DIN: 00472368



Gaurav Gulyani
Chief Financial Officer

Place: New Delhi
Date: 23/08/2024



Ajar Kumar
Chairman Audit Committee

Place: New Delhi
Date: 23/08/2024

Place: New Delhi
Date: 23/08/2024

NUKLEUS OFFICE SOLUTIONS LIMITED
(Formerly Known as Nukleus Office Solutions Private Limited)

Regd. Office : 1102, Barakhamba Tower, 22 Barakhamba Road, Connaught Place, Central Delhi

New Delhi, Delhi -110001

CIN: U70101DL2019PTC355618

Resated Summary Statement of Cash Flows for the year ended March 31, 2024

Particulars	Year ended March 31, 2024 (Rs. In Lakhs)	Year ended March 31, 2023 (Rs. In Lakhs)	Year ended March 31, 2022 (Rs. In Lakhs)
Cash flow from operating activities			
Profit/Loss before tax	159.98	90.11	14.25
Adjustments for:			
Depreciation and amortization expenses	148.39	49.82	4.66
Other finance cost	19.16	0.30	-
Interest income	(3.65)	(1.70)	(1.63)
Operating profit before working capital changes	323.89	138.54	17.28
Changes in working capital			
Adjustment for decrease/ (Increase) in operating assets			
Trade receivables	17.24	(65.20)	(30.93)
Short term Loans & Advances	8.63	131.76	(99.82)
Other current assets	(21.91)	(139.41)	(9.18)
Adjustment for (decrease)/ increase in operating liabilities			
Trade payables	107.93	47.80	7.69
Short Term Borrowings	543.22	28.23	-
Provision	53.63	22.71	-
Other current liabilities	32.95	(2.60)	7.37
Cash generated from/ (used in) operations	1,065.57	161.82	(107.60)
Income tax (paid)/ refund (net)	(61.64)	(28.51)	(4.14)
Net cash flow from/ (used in) operating activities (A)	1,003.93	133.31	(111.74)
Cash flow from Investing activities			
Payment for property, plant and equipment and intangible assets	(464.89)	(260.61)	(14.49)
CWIP	(204.50)	-	-
Investment in other non current assets	(84.17)	(119.54)	(55.22)
Interest received	3.65	1.70	1.63
Net cash flow from/ (used in) investing activities (B)	(749.91)	(378.45)	(68.08)
Cash flow from Financing activities			
Proceeds/ repayment from borrowings (net)	142.98	245.37	165.82
Issue of equity share	199.76	-	-
Interest paid	(19.16)	(0.30)	-
Net cash used in financing activities (C)	323.58	245.07	165.82
Net increase/(decrease) in cash and cash equivalents (A+B+C)	577.60	(0.06)	(14.00)
Cash and cash equivalents at the beginning of the year	4.58	4.65	18.65
Cash and cash equivalents at the end of the year	582.18	4.58	4.65
Cash and cash equivalents comprise (Refer note 17 and 18)			
Cash in hand	2.36	0.87	1.55
Balance with Banks-	4.82	3.72	3.10
Fixed deposits with HDFC Bank	575.00	-	-
Total cash and bank balances at end of the year	582.18	4.58	4.65

See accompanying Restated notes to the consolidated financial statements

The accompanying Restated notes are an integral part of the consolidated financial statements.

As per our report of even date

For M K AGGARWAL & CO

Chartered Accountants

FRN : 01411N

Atul Aggarwal

Atul Aggarwal

Partner

Membership No.099374

UDIN: 24099374BKAMBR3249

Place : New Delhi

Date : 23/08/2024



For and on behalf of the Board of Directors

Nipun Gupta
Nipun Gupta
Managing Director
DIN: 00472330

Puja Gupta
Puja Gupta
Director
DIN: 00472368

Pooja Jaiswal
Pooja Jaiswal
Company Secretary
Membership No. A65258

Gaurav Gulyani
Gaurav Gulyani
Chief Financial Officer

Place: New Delhi

Date: 23/08/2024

Place: New Delhi

Date: 23/08/2024

Ajay Kumar
Ajay Kumar
Chairman Audit Committee

Place: *New Delhi*
Date: *23/08/2024*

Notes on Accounts

Particulars	As at 31 March, 2024		As at 31 March 2023		As at 31 March 2022	
	Rs. in Lakhs	Number	Rs. in Lakhs	Number	Rs. in Lakhs	Number
Note 1 : Share Capital						
Authorised Share Capital						
60,00,000 Equity Shares of Rs. 10/- each (March 31 2023 : 1,60,000, March 31 2022 : 1,60,000)	600.00		16.00		16.00	
Issued Share Capital						
25,17,600 Equity Shares of Rs. 10/- each (March 31 2023 : 1,60,000, March 31 2022 : 1,60,000)	251.76		16.00		16.00	
Subscribed & fully paid up Share Capital						
25,17,600 Equity Shares of Rs. 10/- each (March 31 2023 : 1,60,000, March 31 2022 : 1,60,000)	251.76		16.00		16.00	
The reconciliation of the number of equity shares outstanding is set out below -						
		Number		Number		Number
Shares Outstanding at the Beginning of the Year		1,60,000		1,60,000		1,60,000
Bonus Shares Issued during the Year		3,60,000		-		-
Right Shares Issued during the Year		19,97,600		-		-
Shares Outstanding at the End of the Year		25,17,600		1,60,000		1,60,000

- There are no special rights, preferences and restrictions attached to the class of shares including restrictions on the distribution of dividends.

The details of shareholder holding more than 5% equity shares is set below

Shareholders	%	As at March 31, 2024		As at March 31, 2023	
		Number of shares held	Number of shares held	Number of shares held	Number of shares held
Nipun Gupta	34.34%	8,64,625	54,900	54,900	54,900
Pujia Gupta	65.63%	16,52,325	1,04,900	1,04,900	1,04,900
Total	99.97%	25,16,950	1,59,800	1,59,800	1,59,800

- No shares are reserved for issue under options and contracts/commitments for the sale of shares/disinvestment, shares issued or subscription thereon (paid up or in any way to avoid issue of or to maintain reserves

Our Company has not issued Equity Shares out of revaluation reserves since its incorporation. Further, except as disclosed below, our Company has not issued Equity Shares through bonus issue or for consideration other than cash:

Particulars	As at March 31, 2024		As at March 31, 2023		As at March 31, 2022	
	Number	Face Value (Rs.)	Amount (Rs. in Lakhs)	Number	Face Value (Rs.)	Amount (Rs. in Lakhs)
Opening Shares Outstanding	1,60,000	10.00	16.00	1,60,000	16.00	16.00
Add: Bonus Issue	3,60,000	10.00	36.00	0	0	0.00
Closing Shares Outstanding	5,20,000		52.00	1,60,000	16.00	16.00

Particulars	As at 31 March, 2024		As at 31 March 2023		As at 31 March 2022	
	Rs. in Lakhs	Rs. in Lakhs	Rs. in Lakhs	Rs. in Lakhs	Rs. in Lakhs	Rs. in Lakhs
Note 2 : Reserve and Surplus						
Securities Premium Account	-	-	-	-	-	-
- Opening Balance	-	-	-	-	-	-
- Add: Amount Transferred	-	-	-	-	-	-
- Less: Amount Utilised	-	-	-	-	-	-
- Closing Balance	-	-	-	-	-	-
Surplus/(Deficit) Balance in Statement of Profit & Loss Account	84.04	16.76	67.27	6.13	10.64	16.76
- Opening Balance	119.72	67.27	67.27	6.13	10.64	16.76
- Add: Profit/ (Loss) for the Year	36.00	-	-	-	-	-
- Less: Bonus Shares Issued During The Year	167.76	84.04	84.04	16.76	16.76	16.76
- Closing Balance						
Total	167.76	84.04	84.04	16.76	16.76	16.76



Notes on Accounts

Particulars	As at 31 March, 2024	As at 31 March 2023	As at 31 March 2022
	Rs. in Lakhs	Rs. in Lakhs	Rs. in Lakhs
Note 3 : Deferred Tax Liability (Net)			
(a) Deferred Tax Assets (Net)			
b/f Deferred Tax Liability	6.64	0.97	0.44
Depreciation and Amortisation	21.37	5.67	0.53
	28.02	6.64	0.97
(a) Deferred Tax Liabilities (Net)			
	-	-	-
	-	-	-
	-	-	-
Total	28.02	6.64	0.97
Note 4 : Other Long Term Liabilities			
Security Deposit-Rent/Occupancy	371.01	323.67	233.54
Others	250.87	155.24	-
Total	621.89	478.91	233.54
Note 5 : Short Term Borrowings			
Loans Repayable on Demand			
- from Banks	558.33	-	-
Loans from Related Parties	13.11	28.23	-
Other Liabilities		-	-
Total	571.45	28.23	-
*loans have been guaranteed by directors or others, the aggregate amount of such loans under each head shall be disclosed.			
Note 6 : Trade Payables			
6.1 MSME (Micro Small And Medium Enterprises)	-	-	-
6.2 Other than MSME (Micro Small And Medium Enterprises)	180.80	72.87	25.07
Total	180.80	72.87	25.07
Note 7 : Other Current Liabilities			
GST Payable	-	-	3.34
TDS Payable	30.95	13.99	10.11
Salary & Reimbursement Payable	10.12	6.13	2.53
Expenses Payable	4.07	-	0.18
Advance from Customers	13.84	5.92	12.47
Total	58.99	26.04	28.64
Note 8 : Short Term Provisions			
Provision for Audit Fees & Legal Expenses	1.59	0.24	0.12
Provision for Taxation	78.29	28.51	6.56
Provision for Gratuity	3.34	0.85	0.21
Total	83.22	29.60	6.89



Notes to Financial Statements

Note No.9

Property, Plant & Equipment & Intangible Assets

9.1 - Property, Plant & Equipment

As of Current Year

Particulars	(Rs. In Lakhs)				
	Furniture and Fixtures	Office equipments	Computers	Vehicle	Total
Gross Carrying amount					
As at 01.04.2023	193.26	80.46	9.13	1.07	283.92
Additions During the year	282.73	178.18	3.98	-	464.89
Disposals During the year	-	-	-	-	-
Acquisition through Business Combinations	-	-	-	-	-
Change due to Revaluation	-	-	-	-	-
Other Adjustments, if any	-	-	-	-	-
Closing balance as at 31.03.2024	475.99	258.64	13.11	1.07	748.81
Accumulated Depreciation					
As at 01.04.2023	30.02	22.10	4.92	0.24	57.28
Additions During the year	82.29	60.83	4.98	0.29	148.39
Disposals During the year	-	-	-	-	-
Acquisition through Business Combinations	-	-	-	-	-
Change due to Revaluation	-	-	-	-	-
Change due to Impairment	-	-	-	-	-
Other Adjustments, if any	-	-	-	-	-
Closing balance as at 31.03.2024	112.30	82.93	9.90	0.54	205.67
Net Carrying Amount as at the end of Reporting Period	363.69	175.71	3.20	0.54	543.13

As of Previous Year

Particulars	(Rs. In Lakhs)				
	Furniture and Fixtures	Office equipments	Computers	Vehicles	Total
Gross Carrying amount					
As at 01.04.2022	9.38	10.50	3.43	-	23
Additions During the year	183.88	69.96	5.70	1.07	261
Disposals During the year	-	-	-	-	-
Acquisition through Business Combinations	-	-	-	-	-
Change due to Revaluation	-	-	-	-	-
Other Adjustments, if any	-	-	-	-	-
Closing balance as at 31.03.2023	193.26	80.46	9.13	1.07	284
Accumulated Depreciation					
As at 01.04.2022	2.59	3.25	1.62	-	7.46
Additions During the year	27.43	18.85	3.31	0.24	49.82
Disposals During the year	-	-	-	-	-
Acquisition through Business Combinations	-	-	-	-	-
Change due to Revaluation	-	-	-	-	-
Change due to Impairment	-	-	-	-	-
Other Adjustments, if any	-	-	-	-	-
Closing balance as at 31.03.2023	30.02	22.10	4.92	0.24	57
Net Carrying Amount as at the end of Reporting Period	163.24	58.36	4.21	0.83	226.64

As of Current Year

Particulars	(Rs. In Lakhs)				
	Furniture and Fixtures	Office equipments	Computers	Vehicles	Total
Gross Carrying amount					
As at 01.04.2021	4.53	2.70	1.59	-	8.82
Additions During the year	4.85	7.80	1.84	-	14.49
Disposals During the year	-	-	-	-	-
Acquisition through Business Combinations	-	-	-	-	-
Change due to Revaluation	-	-	-	-	-
Other Adjustments, if any	-	-	-	-	-
Closing balance as at 31.03.2022	9.38	10.50	3.43	-	23.31
Accumulated Depreciation					
As at 01.04.2021	1.10	1.24	0.46	-	2.80
Additions During the year	1.49	2.01	1.16	-	4.66
Disposals During the year	-	-	-	-	-
Acquisition through Business Combinations	-	-	-	-	-
Change due to Revaluation	-	-	-	-	-
Change due to Impairment	-	-	-	-	-
Other Adjustments, if any	-	-	-	-	-
Closing balance as at 31.03.2022	2.59	3.25	1.62	-	7.46
Net Carrying Amount as at the end of Reporting Period	6.79	7.25	1.81	-	15.86

9.2 - Capital Work In Progress

Capital Work in Progress	As at 31st March, 2024 (Rs. In lakhs)	As at 31st March, 2023 (Rs. In lakhs)	As at 31st March, 2022 (Rs. In lakhs)
(a) Furniture and Fixtures			
Opening Balance	-	-	-
Add- Addition during the year	154.99	-	-
Less: Disposal adjustment during the year	-	-	-
Less: Transfer to capitalization during the year	-	-	-
Less: Acquisition through Business combination	-	-	-
Add Less: Amount of change due to revaluation	-	-	-
Closing balance	154.99	-	-
(b) Office Equipments			
Opening Balance	-	-	-
Add- Addition during the year	49.51	-	-
Less: Disposal adjustment during the year	-	-	-
Less: Transfer to capitalization during the year	-	-	-
Less: Acquisition through Business combination	-	-	-
Add Less: Amount of change due to revaluation	-	-	-
Closing balance	49.51	-	-

CWIP aging schedule as on 31st March, 2024

Projects in progress	Less than 1 year	1-2 years	2-3 years	More than 3 years
(a) Furniture and Fixtures	154.99	-	-	-
(b) Office Equipments	49.51	-	-	-
Total (Rs.)	204.50	-	-	-

CWIP aging schedule as on 31st March, 2023

Projects in progress	Less than 1 year	1-2 years	2-3 years	More than 3 years
(a) Furniture and Fixtures	-	-	-	-
(b) Office Equipments	-	-	-	-
Total (Rs.)	-	-	-	-

CWIP aging schedule as on 31st March, 2022

Projects in progress	Less than 1 year	1-2 years	2-3 years	More than 3 years
(a) Furniture and Fixtures	-	-	-	-
(b) Office Equipments	-	-	-	-
Total (Rs.)	-	-	-	-



Notes on Accounts

Particulars	As at 31 March, 2024	As at 31 March 2023	As at 31 March 2022
	Rs. in Lakhs	Rs. in Lakhs	Rs. in Lakhs
Note 10 : Other Non Current Assets			
Income Tax Refundable	-	-	-
Security Deposits	-	-	-
- Electricity & Other Deposits	-	-	-
- Deposits with Landlord	258.93	174.76	55.22
- Telephone Deposits	-	-	-
Total	258.93	174.76	55.22
Note 11 : Trade Receivables			
Unsecured Considerd Good			
Outstanding for more than 6 months	49.05	-	-
Others	50.88	117.17	51.97
Total	99.93	117.17	51.97
Note 12 : Cash and Cash Equivalents			
Cash in hand	2.36	0.87	1.55
Balance with Banks	4.82	3.72	3.10
HDFC Bank-2002	0.26	0.23	0.22
HDFC Bank-1149	0.27	0.27	0.12
HDFC Bank-9059	4.14	3.06	2.49
Syndicate Bank	0.16	0.16	0.21
Others	0.00	-	-
Branch/Staff Imprest	-	-	0.05
Fixed deposits with HDFC Bank	575.00	-	-
Total	582.18	4.58	4.65
Note 13 : Short term loan and advances			
Loan to Directors-	-	-	55.79
Nipun Gupta	-	-	-
Puja Gupta	-	8.63	-
Others-	-	-	84.60
Total	-	8.63	140.39
Note 14 : Other Current Assets			
Advance to Suppliers	72.27	96.73	22.47
Tax Deducted at Source (TDS/TCS)	115.52	86.77	35.11
GST Input Tax	26.52	11.35	-
Staff Advance	4.86	2.39	0.26
Total	219.16	197.25	57.83



Notes on Accounts

The previous period figures have been regrouped/reclassified, wherever necessary to conform to the current presentation.

Particulars	For the Year Ended 31 March, 2024	For the year ended 31 March, 2023	For the year ended 31 March 2022
	Rs. in Lakhs	Rs. in Lakhs	Rs. in Lakhs
Note 15 : Revenue from operations			
Sales	1,709.62	1,072.00	324.51
Comman area maintenance charges	1.81	15.68	15.87
Other misc. income	1.33	0.39	0.41
Total	1,712.76	1,088.07	340.79
Note 16 : Other income			
Interest Recived on Income Tax Refund	3.65	1.63	1.63
Income Tax Adjusted	-	0.07	-
Total	3.65	1.70	1.63
Note 17 : Direct cost			
Rent, Rates & Taxes	728.69	499.84	216.01
Power & Fuel	99.11	44.21	16.92
Repairs and maintenance of building	99.89	51.80	16.23
Repairs and maintenance of machinery	21.76	11.38	4.51
Total	949.45	607.23	253.68
Note 18 : Employee Benefits Expenses			
salaries and retainership expenses	117.44	52.99	22.89
Staff incentives & bonus	5.77	0.57	0.50
Workmen and staff welfare expenses	11.32	6.75	0.59
Directors remuneration	18.44	40.45	-
Gratuity Expenses	2.50	0.64	0.02
Total	155.47	101.39	24.00
Note 19 : Finance cost			
Interest expenses	18.31	-	0.09
Bank Fees and Charges	0.84	0.30	-
Total	19.16	0.30	0.09



Notes on Accounts

The previous period figures have been regrouped/reclassified, wherever necessary to conform to the current presentation.

Particulars	For the Year Ended 31 March, 2024	For the year ended 31 March, 2023	For the year ended 31 March 2022
	Rs. in Lakhs	Rs. in Lakhs	Rs. in Lakhs
Note 20 : Other Expenses			
Advertisement expenses	12.08	7.01	3.50
Audit Fees	1.15	0.12	0.12
Bank and Digital Payment Charges	-	-	0.17
Commission and brokerage expenses	22.69	34.93	3.86
Conveyance expenses	5.76	2.57	1.23
Festival Expenses	1.29	1.64	0.04
Freight and forwarding expenses	0.56	0.32	0.15
Gardning expenses	-	2.57	1.60
General and misc. expenses	1.11	1.48	1.35
Housekeeping expenses	125.53	92.06	5.81
Lease deed Reg Charges	3.83	0.95	1.70
Legal, professional and consultancy fees	30.65	22.26	0.91
Office Expenses	4.75	21.19	7.76
Postage & Courier Expenses	0.05	0.02	0.04
Printing and Stationery Expenses	1.49	2.02	2.65
Rates and taxes	6.83	1.12	0.13
Repairs and maintenance of other item	21.20	4.21	2.29
Security expenses	-	0.21	0.87
Sundry balance written-back	1.87	2.16	0.91
Telephone & Internet expenses	19.76	14.46	6.20
Traveling expenses other than on foreign traveling	9.19	13.92	1.33
Water Charges	7.58	6.06	-
Website domain and maintenance expenses	6.59	9.63	3.11
Total	283.95	240.90	45.73



Note no. 21- Notes to Financial Statements

Accounting Ratios (% age)

Sl. No.	Ratio	Numerator Denominator	Ratio FY 23-24	Ratio FY 22-23	Ratio FY 21-22	Change FY 2023-24	Change FY 2022-23	Reason of variance above 20% for FY 2023-24	Reason of variance above 20% for FY 2022 23
A.	Current ratio	Current Assets Current Liabilities	1.01	2.09	4.21	-1.08	-2.12	- Increase in cash and bank Balance and Other Current Asset.	- Increase in cash and bank Balance and Other Current Asset.
B.	Debt-equity ratio	Loan taken Shareholders' Fund	1.36	0.28	-	1.08	0.28	- Increase in Short Term Borrowing	- Increase in Short Term Borrowing.
C.	Debt service coverage ratio	Profit Before Interest, Dep and Tax EMI paid (inc. Interest)	6.97	4.96	-	2.01	4.96	- Increase in Profit before Tax and Depreciation.	As Borrowing was "0" in FY 2021-22 therefore Ratio is not Available.
D.	Return on equity ratio / Return on Net Worth	Profit After Tax Shareholders' Equity	48%	420%	66%	-373%	354%	- Increase in Equity shares	- Increase in Profit After Tax
E.	Trade receivables turnover ratio	Average Receivables Balance Credit Sales	0.06	0.11	0.15	-0.05	-0.04		
F.	Trade payables turnover ratio	Average Accounts Payable Total Purchases	0.15	0.09	0.09	0.06	0.00		
G.	Net Working capital turnover ratio	Total Sales Net Working Capital	2.97	5.59	1.80	-2.62	3.80	- Increase in Total Sales and Net Working Capital	- Increase in Total Sales
H.	Net profit ratio	Net Profit Total Revenue	7%	6%	3%	1%	3%		
I.	Return on capital employed (including Deferred Tax Liabilities but excluding revaluation Surplus)	Earnings Before Interest and Tax Shareholders' Funds and Long term Liabilities	17%	16%	5%	1%	11%		



Note no. 22- Notes to Financial Statements

Rs. In Lakhs

Related Party Transactions	Fiscal ended March 31, 2024	Fiscal ended March 31, 2023	Fiscal ended March 31, 2022
Transactions undertaken during the year			
Rent Received			
Shatabdi Sales Private Limited	3.54	3.24	-
MAC Insurance Broking Private Limited	17.70	17.70	-
Krishna Infosolutions Private Limited	58.68	-	-
Rent Paid			
Krishna Infosolutions Private Limited	314.29	306.75	174.52
Directors' Remuneration			
Nipun Gupta	12.00	21.00	-
Puja Gupta	12.00	21.00	-
Loan Received			
Shatabdi Sales Private Limited	-	16.20	10.55
MAC Insurance Broking Private Limited	15.50	49.70	16.50
Krishna Infosolutions Private Limited	1,291.20	504.47	55.47
Fortune Securities Private Limited	-	-	-
Mandeep Infosolutions Private Limited	1.50	-	-
Nipun Gupta	129.70	113.08	10.24
Puja Gupta	88.41	56.40	0.15
Loan Repaid			
Shatabdi Sales Private Limited	-	4.75	22.00
MAC Insurance Broking Private Limited	15.60	46.08	19.49
Krishna Infosolutions Private Limited	1,195.56	287.05	103.18
Fortune Securities Private Limited	-	-	-
Mandeep Infosolutions Private Limited	11.50	-	-
Nipun Gupta	148.90	54.00	30.02
Puja Gupta	75.69	40.09	20.60
Outstanding balances			
As creditors			
Krishna Infosolutions Private Limited	-26.71	-7.52	-7.17
As debtors			
Shatabdi Sales Private Limited	-	3.24	-
MAC Insurance Broking Private Limited	-	10.00	-
Krishna Infosolutions Private Limited	-0.22	-2.10	-13.35
Loan Taken Closing Balances			
Krishna Infosolutions Private Limited	250.87	155.24	-
MAC Insurance Broking Private Limited	-	0.10	-
Nipun Gupta	9.03	28.23	-
Puja Gupta	4.08	-	-
Loan Given Closing Balances			
Shatabdi Sales Private Limited	-	4.75	11.45
MAC Insurance Broking Private Limited	-	-	3.52
Krishna Infosolutions Private Limited	-	-	62.17
Fortune Securities Private Limited	0.40	0.40	0.40
Mandeep Infosolutions Private Limited	10.00	-	-
Nipun Gupta	-	-	30.84
Puja Gupta	-	8.63	24.94



Note No. 23: Notes to Financial Statements
(All amount in Lakhs, unless otherwise stated)

Trade Receivables

S.No.	Particulars	Outstanding for following periods from due date of payment					Total
		Less than 6 months	6 months - 1 year	1-2 Years	2-3 years	More than 3 years	
(i)	Unbilled Trade receivables - consolidated debt	50.88	10.67	15.78	20.58	2.03	99.93
(ii)	Unbilled Trade Receivables - which have significant increase in credit risk	-	-	-	-	-	-
(iii)	Deposited Trade Receivables - which have significant increase in credit risk	-	-	-	-	-	-
(iv)	Low Provision for expected credit loss at 31.03.2024	50.88	10.67	15.78	20.58	2.03	99.93
	Net Trade Receivable	50.88	10.67	15.78	20.58	2.03	99.93

S.No.	Particulars	Outstanding for following periods from due date of payment					Total
		Less than 6 months	6 months - 1 year	1-2 Years	2-3 years	More than 3 years	
(i)	Unbilled Trade receivables - consolidated debt	82.04	11.89	21.22	2.03	-	117.17
(ii)	Unbilled Trade Receivables - which have significant increase in credit risk	-	-	-	-	-	-
(iii)	Deposited Trade Receivables - which have significant increase in credit risk	-	-	-	-	-	-
(iv)	Low Provision for expected credit loss at 31.03.2023	82.04	11.89	21.22	2.03	-	117.17
	Net Trade Receivable	82.04	11.89	21.22	2.03	-	117.17

S.No.	Particulars	Outstanding for following periods from due date of payment					Total
		Less than 6 months	6 months - 1 year	1-2 Years	2-3 years	More than 3 years	
(i)	Unbilled Trade receivables - consolidated debt	48.23	1.39	2.39	-	-	51.97
(ii)	Unbilled Trade Receivables - which have significant increase in credit risk	-	-	-	-	-	-
(iii)	Deposited Trade Receivables - which have significant increase in credit risk	-	-	-	-	-	-
(iv)	Low Provision for expected credit loss at 31.03.2024	48.23	1.39	2.39	-	-	51.97
	Net Trade Receivable	48.23	1.39	2.39	-	-	51.97

Note No. 24: Trade Payables
(All amount in Lakhs, unless otherwise stated)

Trade Payables

S.No.	Particulars	Outstanding for following periods from due date of payment					Total
		Up to 1 year	1-2 years	2-3 years	More than 3 years	More than 3 years	
(i)	M/SHE	-	-	-	-	-	-
(ii)	M/SHE	162.02	1.56	4.29	1.50	130.00	300.37
(iii)	Disputed dues - M/SHE	-	-	-	-	-	-
(iv)	Disputed dues - Others	169.05	1.56	4.29	5.00	180.00	360.90
	Total	331.07	3.12	8.58	6.50	310.00	660.27

S.No.	Particulars	Outstanding for following periods from due date of payment					Total
		Up to 1 year	1-2 years	2-3 years	More than 3 years	More than 3 years	
(i)	M/SHE	-	-	-	-	-	-
(ii)	M/SHE	61.33	0.46	5.16	5.01	23.82	95.78
(iii)	Disputed dues - M/SHE	-	-	-	-	-	-
(iv)	Disputed dues - Others	41.33	0.46	5.16	5.01	23.82	75.78
	Total	102.66	0.92	10.32	10.02	47.64	171.56

S.No.	Particulars	Outstanding for following periods from due date of payment					Total
		Up to 1 year	1-2 years	2-3 years	More than 3 years	More than 3 years	
(i)	M/SHE	-	-	-	-	-	-
(ii)	M/SHE	13.56	11.51	-	-	25.07	50.14
(iii)	Disputed dues - M/SHE	-	-	-	-	-	-
(iv)	Disputed dues - Others	13.56	11.51	-	-	25.07	50.14
	Total	27.12	23.02	-	-	50.14	100.28

Note:

- Trade Payables to related Parties
- As per Schedule III of the company Act 2013 and as verified by the Statutory Auditors, the above information is true and correct. Small and Medium Enterprises Development Act, 2006 is not applicable.
- The Principal amount and the interest due thereon remaining unpaid to any supplier at the end of each reporting year
- The amount of interest paid by the buyers in terms of section 16 of the MCA, Small and Medium Enterprises Development Act, 2006
- The amount of receivables are payable for the period of daily in making payment which has been paid beyond the specified days
- The amount of interest accrued and remaining unpaid at the end of each reporting year
- The amount of further interest remaining due and payable even in the succeeding years, until such time when the interest dues above

(6) The amount does not include any amount due to be transferred to Investor Protection and Education Fund.
(6) Disclosure of payable to vendors as defined under Micro, Small and Medium Enterprises Development Act, 2006 is based on the information available with the company regarding the status of registration of such vendors under the said Act as per the intimation received from time to time, to the extent available, on requests made by the company. There are no overdue Principal amount/interest payable amounts for delayed payments to such vendors at the Balance sheet date except disclosed above.



Note No. 24- Notes to Financial Statements

(Amount in Lakhs)

Particulars	Pre-Issue as on March 31, 2024	Post Issue
Borrowings		
Short Term Debts (A)	571.45	-
Long Term Debts (B)	-	-
Total Debts (C)	571.45	-
Shareholders' Funds		
Equity Share Capital	251.76	-
Reserve and surplus As restated	167.76	-
Total Shareholders' Fund	419.52	-
Long Term Debts/ Shareholders' fund (in Rs.)	-	-
Total Debts/ Shareholders' fund (in Rs.)	1.36	-

Notes:-

1. Short Term Debts represent which are expected to be paid/payable within 12 months and exclude installments of Term Loans repayable within 12 months.
2. Long Term Debts represent debts other than Short Term Debts as defined above but include installments of Term Loans repayable within 12 months grouped under other current liabilities.
3. The figures disclosed above are based on restated statement of Assets and Liabilities of the Company as at March 31, 2024
4. The post issue capitalization will be determined only after the completion of the allotment of Equity Shares.



NOTES

To the Restated financial statements for the year ended 31st March 2024, 31st March 2023, 31st March 2022.

I. Company Information

Our Company was originally formed as a private limited company under companies Act, 2013 in the name of **NUKLEUS OFFICE SOLUTIONS LIMITED** incorporated on 27/09/2019 and domiciled in India. The registered office address of the company is situated at 1102, Barakhamba Tower, 22 Barakhamba Road, Connaught Place, Central Delhi, New Delhi, Delhi -110001. The company carries on the business of providing office space solution including virtual offices, co-working & managed offices. The corporate identity number of our company is U70101DL2019PTC355618.

II. Significant Accounting Policies

a. Accounting Convention

The financial statements of the Company have been prepared under the historical cost convention on the “Accrual Concept and going concern assumption of accountancy in accordance with generally accepted accounting principles in India (Indian GAAP). These financial statements have been prepared to comply in all material respects with the Accounting Standards as prescribed by Companies (Accounting Standards) Rules, 2006 or 2001 as may be applicable and with the relevant provisions of the Companies Act, 2013 and rules made thereunder.

b. Basis of preparation of financial statements

The Restated financial statements (Annexure-I) comprises of financial statements of Nukleus Office Solutions Limited as at March 31, 2024, March 31, 2023 and March 31, 2022 and Restated Summary Statement of Assets & Liabilities, the Restated Statement of Profit and Loss (Annexure II) and Restated Statements of Cash Flows (Annexure III) for the same period mentioned above and the annexure thereto (collectively, the “Restated Financial Statements”) have been extracted by the management from the audited Financial Statements of the Company for the period March 31, 2024, March 31, 2023 and March 31, 2022 approved by the respective Board of Directors of the companies.

These financial statements are prepared on a Going Concern Basis and in accordance with Indian Generally Accepted Accounting Principles (GAAP) under the historical cost convention on the accrual basis. GAAP comprises mandatory accounting standards as prescribed under Section 133 of the Companies Act, 2013 (‘the Act’) read with Rule 7 of the Companies (Accounts) Rules, 2014, the provisions of the Act. The accounting policies adopted in the preparation of financial statements have been consistently applied. All assets and liabilities have been classified as current or non-current as per the company’s normal operating cycle and other criteria set out in the Schedule III to the Companies Act, 2013. Based on the nature of operations and time difference between the provision of services and realization of cash and cash equivalents, the company has ascertained its operating cycle as 12 months for the purpose of current and non-current classification of assets and liabilities.

These financial statements are now restated as per requirements of Companies Act, 2013, Securities and Exchange Board of India (Issue of Capital and Disclosure requirements) Regulations, 2018, as amended (“the SEBI ICDR Regulations”) and Guidance note on reports in Company Prospectus (Revised 2019) (“Guidance Note”) issued by the Institute of chartered Accountants of India (“ICAI”).

c. Basis of Measurement

The Restated Financial Statements have been prepared on accrual basis and under historical cost convention, except for certain financial assets and liabilities which are measured at fair value.

The Restated financial statements have been prepared on a going concern basis. The accounting policies are applied consistently to all the period presented in the Restated financial statements except where a newly issued accounting



standard is initially adopted or a revision to an existing accounting standard requires change in accounting policy hitherto in use.

The Functional and presentation currency of the company is Indian Rupees (“INR”) which is the currency of the primary economic environment in which the Company operates.

Transactions and balances with values below the rounding off norm adopted by the company have been reflected as “(zero)” in the relevant notes of the Restated financial statements.

d. Use of Estimates

The preparation of Restated Financial statements in conformity with Indian GAAP requires the management to make judgements, estimates and assumptions that affect the reported amount of assets and liabilities as at the Balance sheet date, reported amount of revenue and expenditure for the year /period and disclosures of contingent liabilities as at the Balance sheet date. The judgements, estimates and assumptions used in the accompanying Restated Financial statements are based upon the Management’s evaluation of the relevant facts and circumstances as at the date of the Restated Financial statements. Actual results could differ from these judgements, estimates and assumptions. Estimates and underlying assumptions are reviewed on a year basis. Revisions to accounting estimates, if any, are recognized in the year /period in which the estimates are revised and in any future years affected.

III. Summary of Significant Accounting Policies

a. Revenue Recognition

Revenue from contracts with customers is recognized when control of the goods or services are transferred to the customer at an amount that reflects the consideration entitled in exchange for those goods or services.

Revenue from rendering of services is recognized when the rent is accrued and the income is recognized on the accrual basis. Further the unpaid portion is taken into the Trade Receivable’s head and accordingly accounted and treated as per trade receivables policy.

b. Property, Plant & Equipment

Property, Plant and Equipment are stated at cost less accumulated depreciation and impairment losses, if any. Such cost includes purchase price, borrowing cost and any expense directly attributable to bringing the assets to its present location and working condition for its intended use. Borrowing cost directly attributable to the acquisition /construction are included in the cost of fixed assets. Adjustments arising from exchange rate variations attributable to the fixed assets are capitalized.

In case of new projects / expansion of existing projects, expenditure incurred during construction / preoperative period including interest and finance charge on specific / general purpose loans, prior to commencement of commercial production are capitalized. The same are allocated to the respective on completion of construction / erection of the capital project / fixed assets.

Subsequent expenditures related to an item of tangible asset are added to its book value only if they increase the future economic benefits from the existing asset beyond its previously assessed standard of performance.

Capital assets (including expenditure incurred during the construction period) under erection / installation are stated in the Balance sheet as “Capital work in progress.”



c. Depreciation:

All fixed assets, except capital work in progress, are depreciated on WDV Method. Depreciation is provided based on useful life of the assets as prescribed in Schedule II of the Companies Act, 2013 or 'Number of years of Lease' (lease period) whichever is earlier. Depreciation on additions to / deletions from fixed assets made during the period is provided on pro-rata basis from / up to the date of such addition /deletion as the case may be.

The residual values, useful lives and methods of depreciation of fixed assets are reviewed at each financial year end and adjusted prospectively, if appropriate. Gains or losses arising from derecognition of a fixed asset are measured as the difference between the net disposal proceeds and the carrying amount of the asset and are recognized in the Statement of Profit and Loss when the asset is derecognized.

d. Intangible Assets:

Intangible assets are non-physical Assets such as patent, license agreement, copyright, software. Intangible Assets must be amortized over their useful life, if possible, sum assets, such as Brand Name have indefinite life and cannot be capitalize or amortized, other intangible assets such as license agreement have useful life determined in the license agreement, item with a defined useful life must be amortized. Intangible assets purchased are measured at cost or fair value as on the date of acquisition less accumulated amortization and accumulated impairment

e. Impairment of assets

The Management periodically assesses, using external and internal sources, whether there is an indication that an asset may be impaired.

An impairment loss is recognized wherever the carrying value of an asset exceeds its recoverable amount. The recoverable amount is higher of the asset's net selling price and value in use, which means the present value of future cash flows expected to arise from the continuing use of the asset and its eventual disposal. An impairment loss for an asset is reversed if, and only if, the reversal can be related objectively to an event occurring after the impairment loss was recognized. The carrying amount of an asset is increased to its revised recoverable amount, provided that this amount does not exceed the carrying amount that would have been determined (net of any accumulated amortization or depreciation) had no impairment loss been recognized for the asset in prior years.

f. Borrowing costs

Borrowing cost that are directly attributable to the acquisition, construction or production of an asset that necessarily takes a substantial year of time to get ready for its intended use or sale are capitalized as part of the cost of the respective asset. Costs incurred in raising funds are amortized equally over the period for which the funds are acquired. All other borrowing costs are expensed in the year they occur.

g. Investments

Investments, which are readily realizable and intended to be held for not more than one year from the date on which such investments are made, are classified as current investments. All other investments are classified as long-term investments. On initial recognition, all investments are measured at cost. The cost comprises purchase price and directly attributable acquisition charges such as brokerage, fees and duties.

Current investments are carried in the financial statements at lower of cost and fair value determined on an individual investment basis. Long-term investments are carried at cost. However, provision for diminution in value is made to recognize a decline other than temporary in the value of the investments.

On disposal of an investment, the difference between its carrying amount and net disposal proceeds is charged or credited to the statement of profit and loss.

h. Inventories

Our Company is Service based Company so we don't have such inventories.



i. Cash flow Statements

Cash flows are reported using the indirect method, whereby profit before tax is adjusted for the effects of transactions of non-cash nature, any deferrals or accruals of past or future operating cash receipts or payments and item of income or expenses associated with investing or financing cash flows. Cash flows from operating, investing and financing activities of the Company are segregated, accordingly.

j. Leases

Where Company is lessee, the lease payments under an operating lease are recognized as an expense in the statement of profit and loss on a straight-line basis over the lease term unless another systematic basis is more representative of the time pattern of the Company's benefit. Initial direct costs such as legal costs, brokerage costs, etc. are recognized immediately in the statement of profit and loss.

k. Segment Accounting.

The company operates in a single business segment and within a different geographical area.

Other Income

Other income of the company comprises of interest received on income tax refund and income tax refund on receipt basis.

l. Expenses Recognition

Accounting Policy Change: Capitalization of Development Expenses

Background: The company has historically expensed all costs associated with the development of its centers as incurred. However, in response to changes in accounting standards and to better reflect the economic substance of these expenditures, the company has revised its accounting policy regarding the treatment of development expenses.

m. Employee Benefits:

Defined contribution plans

Contributions to defined contribution plans are recognized as expense when employees have rendered services entitling them to such benefits. The Company provides benefits such as provident fund and other defined contribution plans to its employees which are treated as defined contribution plans.

Short-term employee benefits

All employee benefits payable wholly within twelve months of rendering the service are classified as short-term employee benefits. Benefits such as salaries, wages etc. are recognized in the period in which the employee renders the related service. A liability is recognized for the amount expected to be paid when there is a present legal or constructive obligation to pay this amount as a result of past service provided by the employee and the obligation can be estimated reliably.

Gratuity:

In the restated financial statements, The Company has made provision for payment of Gratuity to its employees, based on the actuarial valuation report obtained from actuarial valuer.

Post-employment and other long term employee benefits are recognized as an expense in the profit & loss account for the year in which the liabilities are crystallized.

n. Taxes on income

Income tax expense comprises current tax expense and the net change in the deferred tax asset or liability during the year. Current tax provision is determined on the basis of taxable income computed as per the provisions of the Income Tax Act. Deferred tax is recognized for all timing differences that are capable of reversal in one or more subsequent periods subject to conditions of prudence and by applying tax rates that have been substantively enacted by the balance sheet date.



Current income taxes

The current income tax expense includes income taxes payable by the Company in India. The current tax payable by the Company in India is Indian income tax payable on income.

Advance taxes and provisions for current income taxes are presented in the balance sheet after off-setting advance tax paid and income tax provision arising in the same tax jurisdiction and where the relevant tax paying unit intends to settle the asset and liability on a net basis.

Deferred income taxes

Deferred income tax is recognized using the balance sheet approach. Deferred income tax assets and liabilities are recognized for deductible and taxable temporary differences arising between the tax base of assets and liabilities and their carrying amount, except when the deferred income tax arises from the initial recognition of an asset or liability in a transaction that is not a business combination and affects neither accounting nor taxable profit or loss at the time of the transaction.

Deferred income tax assets are recognized to the extent that it is probable that taxable profit will be available against which the deductible temporary differences and the carry forward of unused tax credits and unused tax losses can be utilized.

The carrying amount of deferred income tax assets is reviewed at each reporting date and reduced to the extent that it is no longer probable that sufficient taxable profit will be available to allow all or part of the deferred income tax asset to be utilized.

Deferred tax assets and liabilities are measured using substantively enacted tax rates expected to apply to taxable income in the years in which the temporary differences are expected to be received or settled.

Deferred tax assets and liabilities are offset when they relate to income taxes levied by the same taxation authority and the relevant entity intends to settle its current tax assets and liabilities on a net basis.

Deferred tax assets include Minimum Alternate Tax (MAT) paid in accordance with the tax laws in India, to the extent it would be available for set off against future current income tax liability. Accordingly, MAT is recognized as deferred tax asset in the balance sheet when the asset can be measured reliably, and it is probable that the future economic benefit associated with the asset will be realized.

o. Earnings per share

The earnings considered in ascertaining the Company's earnings per share (EPS) comprise of net profit / (loss) after tax. The number of shares used in computing Basic EPS is the weighted average number of shares outstanding during the year.

Before adjustment of Bonus shares

(Amount in lakhs)

Particulars	As at / for the financial year ended		
	March 31, 2024	March 31, 2023	March 31, 2022
Restated Profit for the year attributable to equity shareholders (D)	119.72	67.27	10.64
Weighted average no. of equity shares for Basic EPS (E) ²	6,07,327	1,60,000	1,60,000
Weighted average no. of diluted equity shares for Diluted EPS (F) ²	6,07,327	1,60,000	1,60,000
Basic Earnings Per Equity Share of face value ₹ 10 each (EPS) (in ₹) (G)= (D / E)³	19.71	42.05	6.65
Diluted Earnings Per Equity Share of face value ₹ 10 each (EPS) (in ₹) (H)= (D / F)⁴	19.71	42.05	6.65



Note: 'Earnings per Share' are calculated by dividing the net restated profit or loss for the year/period attributable to equity shareholders by the weighted average number of Equity Shares outstanding during the year/period

After adjustment of Bonus shares


(Amount in lakhs)

Particulars	As at / for the financial year ended		
	March 31, 2024	March 31, 2023	March 31, 2022
Restated Profit for the year attributable to equity shareholders (D)	119.72	67.27	10.64
Weighted average no. of equity shares for Basic EPS (E) ²	6,07,327	5,20,000	5,20,000
Weighted average no. of diluted equity shares for Diluted EPS (F) ²	6,07,327	5,20,000	5,20,000
Basic Earnings Per Equity Share of face value ₹ 10 each (EPS) (in ₹) (G)= (D / E)³	19.71	12.94	2.05
Diluted Earnings Per Equity Share of face value ₹ 10 each (EPS) (in ₹) (H)= (D / F)⁴	19.71	12.94	2.05

Note: 'Earnings per Share' are calculated by dividing the net restated profit or loss for the year/period attributable to equity shareholders by the weighted average number of Equity Shares outstanding during the year/period

Calculation of weighted average number of shares

Particulars	No. of days for which shares outstanding	Actual number of shares	No. of shares, post impact of bonus, deemed to have been undertaken on first day of the reporting period	Weighted number of shares
FY 2023-24				
From April 01, 2023 to March 31, 2024 (366 days in year)	366	1,60,000	5,20,000	5,20,000
From March 16, 2024 to March 31, 2024 (16 days in year)	16		19,97,600	87,327
Total number of shares to be used as denominator for EPS calculation				6,07,327
FY 2022-23				
From April 01, 2022 to March 31, 2023 (365 days in year)	365	1,60,000	5,20,000	5,20,000
Total number of shares to be used as denominator for EPS calculation				5,20,000
FY 2021-22				
From April 01, 2021 to March 31, 2022 (365 days in year)	365	1,60,000	5,20,000	5,20,000
Total number of shares to be used as denominator for EPS calculation				5,20,000



p. **Disclosure Under MSME Development Act, 2006**

Particulars	FY 2023-24	FY 2022-23	FY 2021-22
Principal amount and interest due at the end of accounting year	Nil	Nil	Nil
Interest paid	Nil	Nil	Nil
Interest due and payable	Nil	Nil	Nil
Interest accrued	Nil	Nil	Nil
Interest due and payable year wise till it is finally paid	Nil	Nil	Nil

*In terms of Section 22 of Micro, Small and Medium Enterprises Development Act 2006, the outstanding to these enterprises are required to be disclosed. However, these enterprises are required to be registered under the Act. In the absence of information about the registration of Enterprises under the above Act, the required information could not be furnished.

q. **Provisions:**

A provision is recognized when there exists a present obligation as a result of past events and it is probable that an outflow of resources embodying economic benefits will be required to settle the obligation, and a reliable estimate can be made of the amount of the obligation. Provisions are not discounted to present value and are determined based on best estimates required to settle the obligation at the reporting date. These estimates are reviewed at each reporting date and adjusted to reflect the current best estimates.

r. **Contingent liabilities:**

A contingent liability is a possible obligation that arises from past events whose existence will be confirmed only by the occurrence or non-occurrence of one or more uncertain future events beyond the control of the Company or a present obligation that is not recognized because it is not probable that an outflow of resources will be required to settle the obligation. Contingent liability also arises in extremely rare cases where there is a liability that cannot be recognized because it cannot be measured reliably. The company has NIL Contingent liabilities.

s. **Related Party Disclosures**

As required under Accounting Standard 18 "Related Party Disclosures" as notified pursuant to Company (Accounting Standard) Rules 2006.

Related Party Transactions	Rs. In Lakhs		
	Fiscal ended March 31, 2024	Fiscal ended March 31, 2023	Fiscal ended March 31, 2022
Transactions undertaken during the year			
Rent Received			
Shatabdi Sales Private Limited	3.54	3.24	-
MAC Insurance Broking Private Limited	17.70	17.70	-
Krishna Infosolutions Private Limited	58.68	-	-
Rent Paid			
Krishna Infosolutions Private Limited	314.29	306.75	174.52
Directors' Remuneration			
Nipun Gupta	12.00	21.00	-



Puja Gupta	12.00	21.00	-
Loan Received			
Shatabdi Sales Private Limited	-	16.20	10.55
MAC Insurance Broking Private Limited	15.50	49.70	16.50
Krishna Infosolutions Private Limited	1,291.20	504.47	55.47
Fortune Securities Private Limited	-	-	-
Mandeep Infosolutions Private Limited	1.50	-	-
Nipun Gupta	129.70	113.08	10.24
Puja Gupta	88.41	56.40	0.15
Loan Repaid			
Shatabdi Sales Private Limited	-	4.75	22.00
MAC Insurance Broking Private Limited	15.60	46.08	19.49
Krishna Infosolutions Private Limited	1,195.56	287.05	103.18
Fortune Securities Private Limited	-	-	-
Mandeep Infosolutions Private Limited	11.50	-	-
Nipun Gupta	148.90	54.00	30.02
Puja Gupta	75.69	40.09	20.60
Outstanding balances			
As creditors			
Krishna Infosolutions Private Limited	-26.71	-7.52	-7.17
As debtors			
Shatabdi Sales Private Limited	-	3.24	-
MAC Insurance Broking Private Limited	-	10.00	-
Krishna Infosolutions Private Limited	-0.22	-2.10	-13.35
Loan Taken Closing Balances			
Krishna Infosolutions Private Limited	250.87	155.24	-
MAC Insurance Broking Private Limited	-	0.10	-
Nipun Gupta	9.03	28.23	-
Puja Gupta	4.08	-	-
Loan Given Closing Balances			
Shatabdi Sales Private Limited	-	4.75	11.45
MAC Insurance Broking Private Limited	-	-	3.52
Krishna Infosolutions Private Limited	-	-	62.17
Fortune Securities Private Limited	0.40	0.40	0.40
Mandeep Infosolutions Private Limited	10.00	-	-
Nipun Gupta	-	-	30.84
Puja Gupta	-	8.63	24.94

t. Income/ Expenditure in foreign currency:



The Company has no income or expenditure in foreign currency during the year.

u. Payment To Auditors: -

(Amount in 'Lakhs')

As Audit Fees	Amount
As Advisor, or in any other capacity, in respect of	
• Taxation Matters	1.50
• Company Law Matters	NIL
• Other Services	NIL

IV. Changes in accounting policies in the years covered in the restated financials.

The company has adopted a new accounting policy regarding the capitalization of certain development expenses. This policy is summarized as follows:

1) Capital Work in Progress (CWIP): Expenses incurred up to the date of the center's commencement of operations, as certified by the architect (Technical Expert), are now recognized as Capital Work in Progress (CWIP). These expenses include costs directly attributable to the construction, renovation, or improvement of the center, such as labor, materials, and overhead costs. Additionally, indirect costs, such as common salary, directors' remuneration and other overhead expenses, have also been attributed toward CWIP.

2) Capitalization as Fixed Assets: Upon the architect's certification of commencement of operations, the CWIP is reclassified and capitalized as fixed assets under the category of Furniture & Fixture - Office Interior in the balance sheet. This reclassification reflects the company's operations that these expenses represent investments in the development of the center, contributing to the company's revenue generating asset base.

3) Amortization: The capitalized development expenses are amortized over the lease period or the expected useful life of the assets, whichever is earlier. Amortization commences after the architect has issued the certificate of commencement. This amortization method reflects the consumption of economic benefits derived from the development expenses over time.

Impact on Financial Statements: The adoption of this new accounting policy has been applied retrospectively, with adjustments made to the opening balance of retained earnings in the period of initial application. Comparative financial statements have been restated accordingly to ensure comparability.

v. Restated Statement of Trade Payable.

As at 31st March,2024

S.No.	Particulars	Outstanding for following periods from due date of payment				Total
		Upto 1 year	1-2 years	2-3 years	More than 3 years	
(i)	MSME	-	-	-	-	-
(ii)	Others	169.05	1.56	4.29	5.90	180.80
(iii)	Disputed dues — MSME	-	-	-	-	-
(iv)	Disputed dues - Others	-	-	-	-	-
	Total	169.05	1.56	4.29	5.90	180.80

As at 31st March,2023

S.No.	Particulars	Outstanding for following periods from due date of payment	Total
-------	-------------	--	-------



		Upto 1 year	1-2 years	2-3 years	More than 3 years	
(i)	MSME	-	-	-	-	-
(ii)	Others	61.33	0.46	5.16	5.91	72.87
(iii)	Disputed dues — MSME	-	-	-	-	-
(iv)	Disputed dues - Others	-	-	-	-	-
	Total	61.33	0.46	5.16	5.91	72.87

As at 31st March,2022

S.No.	Particulars	Outstanding for following periods from due date of payment				Total
		Upto 1 year	1-2 years	2-3 years	More than 3 years	
(i)	MSME	-	-	-	-	-
(ii)	Others	13.56	11.51	-	-	25.07
(iii)	Disputed dues — MSME	-	-	-	-	-
(iv)	Disputed dues - Others	-	-	-	-	-
	Total	13.56	11.51	-	-	25.07

w. Restated Statement of Trade Receivables.

As at 31st March 2024

S.No.	Particulars	Outstanding for following periods from due date of payment					Total
		Less than 6 months	6 months -1 year	1-2 Years	2-3 years	More than 3 years	
(i)	Undisputed Trade receivables — considered good	50.88	10.67	15.78	20.58	2.03	99.93
(ii)	Undisputed Trade Receivables — which have significant increase in credit risk	-	-	-	-	-	-
(iii)	Disputed Trade Receivables — considered good	-	-	-	-	-	-
(iv)	Disputed Trade Receivables — which have significant increase in credit risk	-	-	-	-	-	-
	Total	50.88	10.67	15.78	20.58	2.03	99.93
	Less: Provision for expected credit loss as at 31.03.2024	-	-	-	-	-	-
	Net Trade Receivable	50.88	10.67	15.78	20.58	2.03	99.93

As at 31st March,2023

S.No.	Particulars	Outstanding for following periods from due date of payment					Total
		Less than 6	6 months -1	1-2	2-3 years	More than	



		months	year	Years		3 years	
(i)	Undisputed Trade receivables — considered good	82.04	11.89	21.22	2.03	-	117.17
(ii)	Undisputed Trade Receivables — which have significant increase in credit risk	-	-	-	-	-	-
(iii)	Disputed Trade Receivables — considered good	-	-	-	-	-	-
(iv)	Disputed Trade Receivables — which have significant increase in credit risk	-	-	-	-	-	-
	Total	82.04	11.89	21.22	2.03	-	117.17
	Less: Provision for expected credit loss as at 31.03.2023	-	-	-	-	-	-
	Net Trade Receivable	82.04	11.89	21.22	2.03	-	117.17

As at 31st March,2022

S.No.	Particulars	Outstanding for following periods from due date of payment					Total
		Less than 6 months	6 months -1 year	1-2 Years	2-3 years	More than 3 years	
(i)	Undisputed Trade receivables — considered good	48.23	1.35	2.39	-	-	51.97
(ii)	Undisputed Trade Receivables — which have significant increase in credit risk	-	-	-	-	-	-
(iii)	Disputed Trade Receivables — considered good	-	-	-	-	-	-
(iv)	Disputed Trade Receivables — which have significant increase in credit risk	-	-	-	-	-	-
	Total	48.23	1.35	2.39	-	-	51.97
	Less: Provision for expected credit loss as at 31.03.2021	-	-	-	-	-	-
	Net Trade Receivable	48.23	1.35	2.39	-	-	51.97

x. Other Disclosures


- i. The Company had no transactions with companies struck off under section 248 of the Companies Act, 2013 or section 560 of the Companies Act, 1956.



- ii. No charges or satisfaction have yet to be registered with the Registrar of Companies beyond the statutory period.
- y. Previous year figures have been rearranged/regrouped wherever necessary to make them comparable with those of the current year.

For M.K. Aggarwal & Co.
Chartered Accountants
FRN -001411N

For Nukleus Office Solutions Limited



Atul Aggarwal
Partner

M.NO.- 099374

UDIN No. 24099374BKAMBR3249

Place: New Delhi

Date: 23/08/2024






Puja Gupta
Director

DIN NO. 00472368



Nipun Gupta
Managing Director
DIN NO 00472330



Pooja Jaiswal
Company Secretary
Membership No. A65258



Gaurav Gulyani
Chief Financial Officer

Place: New Delhi
Date: 23/08/2024

Place: New Delhi
Date: 23/08/2024



Ajai Kumar
Chairman Audit Committee

Place: New Delhi
Date: 23/08/2024